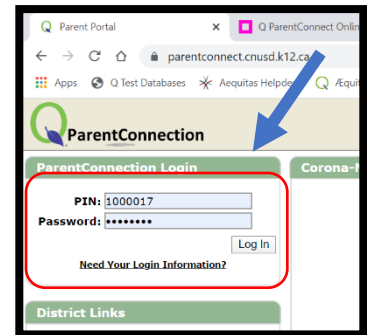
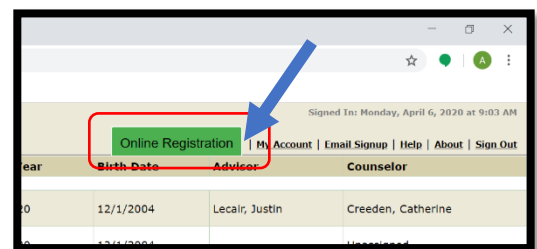


# PARENT CONNECT: UPDATE CONTACT INFORMATION

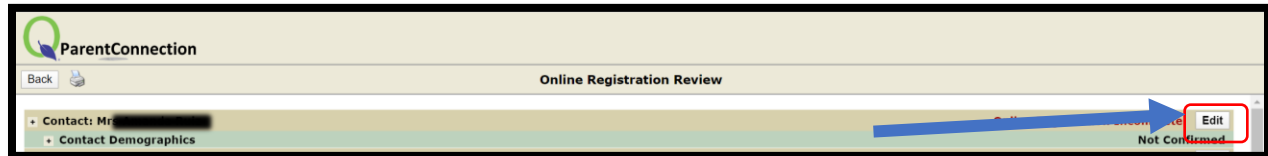
- 1) Log into **Q Parent Connect** (<https://parentconnect.cnusd.k12.ca.us/>)
  - ✓ Enter your PIN and Password
  - ✓ If you do not know your PIN/Password
    - Select Need Your Login Information



- 2) Click on the **[Online Registration]** button (upper right-hand corner)



- 3) Select **[EDIT]** next to your Contact name



- 4) **Update** the desired areas
  - ✓ Email, Employer Information, Occupation, Education Level, Primary Language, Phone Numbers
- 5) Select **[SUBMIT]**

